



**ReGeneration Bond Hill  
SY 2019-2020 Annual Report**



**Table of Contents:**

**Achievement: Pages: 1-5**

Ohio State Tests

District & State Comparison

Comparison with similar schools

**Performance Standards Pages: 6-7**

**Program Profile Page: 8**

**Annual Report Distribution Page: 8**



## Achievement

At ReGeneration Schools we believe that data is a "super lever" in closing the achievement gap. We invest several full days and several hours per week in developing leaders' and teachers' capacity to use data to better understand our progress, what precisely students do and do not understand, and how to adapt our teaching in response to student misconceptions. We use a variety of formative assessment methods to see a full picture of student learning, to ensure students are learning to a college-ready bar of rigor, and to drive instructional decisions.

## Interim Assessments

- In order to assess students on their mastery of curriculum, Bond Hill utilizes **Interim Assessments (IAs)** to gauge student progress.
- The IAs are 100% based content of the lessons our scholars receive each day during their Math block. Therefore, they give us solid, actionable data that is used to remediate student gaps before advancing with new content in the curriculum.
- To meet these gaps, after each IA is administered, teachers have "Data Days" to specifically analyze their student's IA data and create lessons tailored to the needs of their class.
- Students are assessed with IAs over the course of the year, with the first IA is typically given in late October/early November, the second IA is given in late February/early March.
- Below are the averages for Bond Hill for the 19-20SY.
- IA.1 denotes the first IA administered, and IA.2 denotes the second IA administered.
- Kindergarten was behind in pacing, which is reflected in the scores.
- First grade made huge gains, especially considering that most first graders came in below our kindergarten students.

ReGeneration Bond Hill	
Assessment	Average MC %
Kindergarten IA.1	65%
1st Grade IA.1	41%



Kindergarten IA.2	59%
1st Grade IA.2	62%

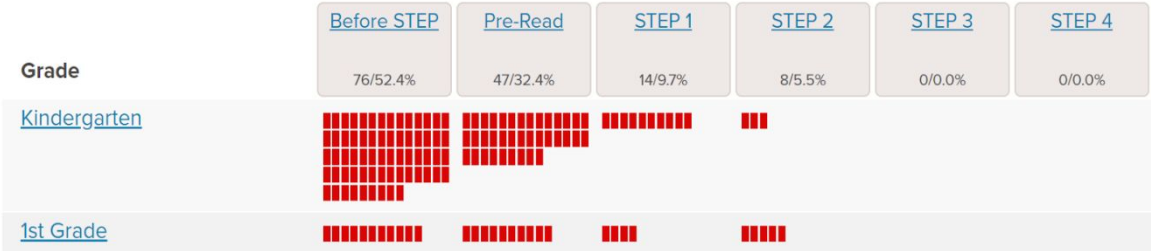
- In order to track student progress in literacy, ReGeneration Schools uses **STEP** (Strategic Teaching and Evaluation of Progress), a research-based formative assessment.
- Components of the test holistically measure student literacy. Components include (but not limited to):
  - Letter Sounds and ID
  - Reading Accuracy and Rate
  - Reading Comprehension Questions
  - Developmental Spelling
- Students are assessed over the course of 4 rounds throughout the academic school year in August, December, March, and May

### STEP Testing

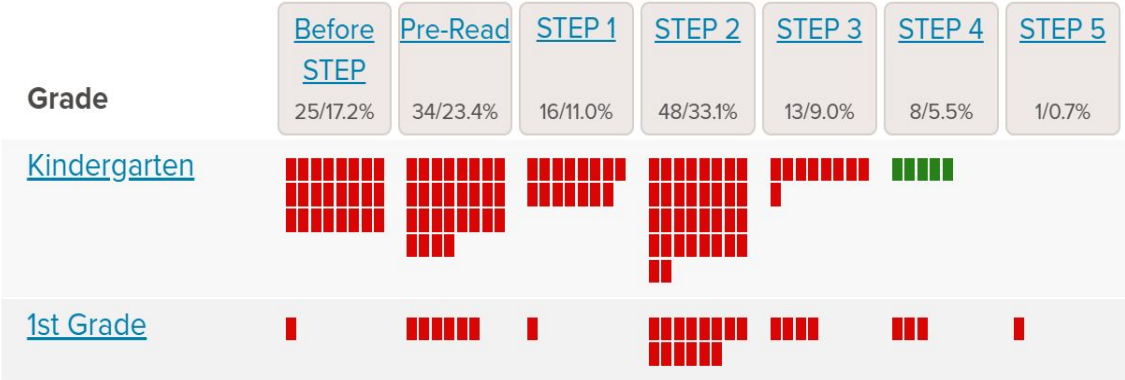
- Each grade level has EOY goals within STEP. For Kindergarten the goal is STEP 4, and for 1st Grade the goal is STEP 7.
- To achieve these goals, Guided Reading Individualized Plans (GRIPs) are completed by teachers at the end of each STEP round. GRIPs are then used to group students into guided reading groups.
- Guided Reading is then implemented for 80 minutes on Wednesday-Friday, with groups of 10 students (split again at guided reading lessons for more tailored instruction) rotating between 3 stations: guided reading lessons, direct phonics instruction, and online literacy lessons.
- In this way, we have data driven instruction that meets the needs of all students in a classroom.
- Due to COVID, we were only able to complete 2 rounds of STEP testing at Bond Hill before switching to remote learning.
- In light of this reality, we are only able to present growth between August to December. That is not to say that students didn't grow beyond this data; rather, we just don't have the data points beyond these rounds.



- Because we were not able to test at the end of the year, few students show achievement of the EOY goals. However, the growth demonstrated does show that most of students were on track to achieve these EOY goals.



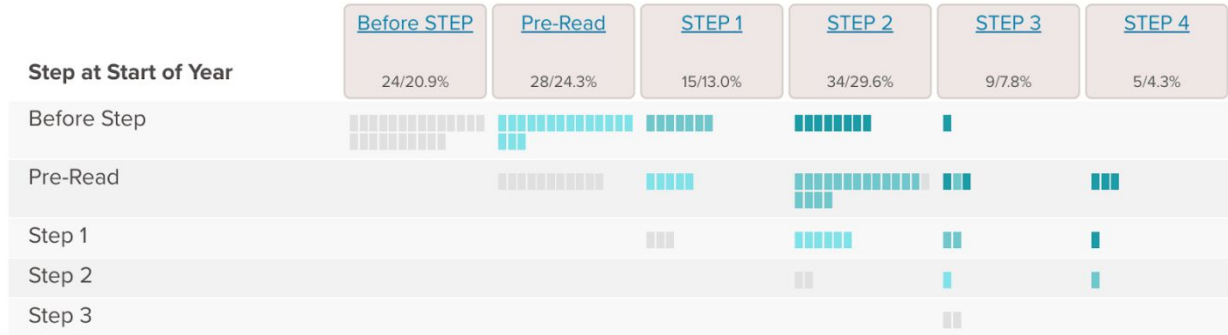
- Over 50% of all scholars entered at the “Below STEP” level, which measures skills such as name writing, letter identification, and rhyming words.
- Kindergarten students are expected to enter at a Pre-Read level, and 1st Grade students are expected to start at the STEP 4 level.
- 100% of 1st Graders entered “below grade level,” with 58% below even a typical new K student.



- By December, we were able to move over 2/3 of our students off of the Before STEP level, including all but one 1st grader.
- 42% of K students achieved a STEP 2 or higher, which would be considered on track to reach the STEP 4 target by EOY.
- 1st Grade students on STEP 5 would be on track to reach their STEP 7 target.

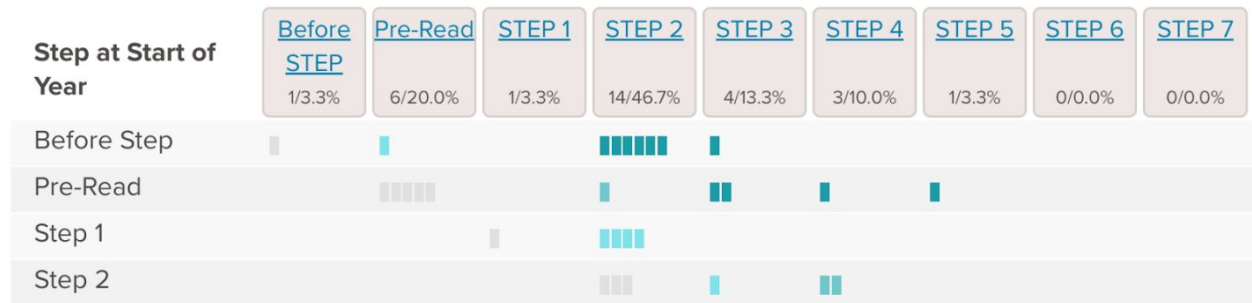
# ReGeneration Schools™

■ 0 Steps ■ 1 Step ■ 2 Steps ■ 3+ Steps



- From August to December, Kindergartners **grew an average of 1.18 STEP levels**.
- 38% of Kindergartners grew **2 or more** STEP levels.
- Students starting the year on Before STEP were most likely to grow 3 or more levels.

■ 0 Steps ■ 1 Step ■ 2 Steps ■ 3+ Steps



- The typical first grade student is expected to grow 3 STEP levels per year.
- From August to December, 1st Graders **grew an average of 1.63 STEP levels**, outpacing typical growth.
- 37% of 1st Graders grew **3 or more** STEP levels in half a year. Each of those students started the year at the lowest two STEP levels.



## **Key Takeaways**

- Due to COVID-19, we were unable to assess our students in May to determine if they achieved their EOY goals.
- 100% of 1st graders came in below grade-level, with 58% below a beginning of Kindergarten level. We were able to accelerate their learning by growing 1.63 levels in the first half of the year compared to an expected 1.5 levels, and nearly 40% of 1st Graders grew 3 or more STEP levels.
- 57% of Kindergarteners entered below grade-level, but 38% of K scholars were able to grow 2 or more STEP levels between August and December.
- Despite the hurdles imposed by the data of entering students, Bond Hill is closing to achievement gap.

## **Ohio State Tests**

Due to the unprecedented COVID-19 Pandemic and resulting school closures in March of 2020, ReGeneration Bond Hill did not administer a Spring NWEA assessment to gauge our student's Fall to Spring growth and achievement. In any normal school year ReGeneration Bond Hill would have collected this data to drive student instruction, measure internal goals and for comparison with our local and state school districts.

## **District & State Comparison**

Due to the COVID-19 Pandemic this information is not available for the 2019-2020 school year.

## **Comparison with similar schools**

Due to the COVID-19 Pandemic this information is not available for the 2019-2020 school year.

## **Performance Standards**

Below are the performance standards determined by our sponsor that are used to measure student success. Most indicators are not available due to the COVID-19 Pandemic.



**Table 1: Primary Academic Indicators**

	ReGeneration Bond Hill - rating	ReGeneration Bond Hill - notes
<b>Primary Academic Indicators</b>		
Performance Index (PI)	NA	NA
Value Added (VA)	NA	NA
Graduation Rate (4 Year)		
Graduation Rate (5 Year)		
K-3 Literacy Improvement	NA	NA
Performance v. Local Market (PI)	NA	NA
Performance v. Local Market (VA)	NA	NA
Performance v. Statewide Charters (PI)	NA	NA
Performance v. Statewide Charters (VA)	NA	NA

**Table 2: Secondary Academic Indicators**

<b>Secondary Academic Indicators</b>		
Value Added: Overall	NA	NA
Performance Index: Overall	NA	NA
Value Added: Gifted	NA	NA
Value Added: Disabilities	NA	NA
Value Added: Lowest 20%	NA	NA
AMOs	NA	NA
Dual Enrollment Credits		
Industry Credentials		
Honors Diplomas Awarded		
AP Score		
IB Score		
College Admission Test		
Regularly Administers Internal Growth Assessment	NA	NA
Met Majority of Internal Goals	NA	NA

**Table 3: Financial Measure of Success**

<b>Financial Measures of Success (Current Year)</b>		
Ratio of Assets to Liabilities	FFB	0.1 ratio
Days Cash	FFB	8 days
Enrollment Variance	Exceeds	101% actual to budgeted





**Table 4: Financial Measure of Success Prior Years**

Financial Measures of Success (Prior Years)		
Multi-year Ration of Assets to Liabilities	N/A	N/A
Cash Flow	N/A	N/A

**Table 5: Operations/Governance Primary Indicators**

Operations/Governance Primary Indicators		
Records Compliance	Exceeds	100%
On-Time Records Submission Rate	Exceeds	98%
Financial Records Submitted Monthly	Exceeds	12 out of 12
Annual Audit	N/A	First year for school audit (FY 2020) has not been completed and no prior audits available.
LEA Special Education Performance Determination (most recent annual)	N/A	First year for school no prior year data.

**Table 6: Operations/Governance Primary Indicators**

Operations/Governance Secondary Indicators		
Five-Year Forecasts Submitted by Deadline	Meets	10/24/2019 and 5/7/2020
Pre-opening Assurances Documentation	Did Not Meet	Completed 8/15/19, first day 8/27/19 9 days prior
Annual Report	N/A	First year for school no prior year data.
Safety Plan and Blueprint Submitted to OAG (last three years)	Meets	Compliant through 1/17/2023
Family Survey Results	Meets	78% of parents responded very satisfied to the question



## **Program Profile**

ReGeneration prepares all students to enter and succeed in college through effort, achievement, and the content of their character. All students demonstrate excellence in reading, writing, math, science and history while consistently exemplifying the virtues of respect, integrity, diligence, responsibility, compassion and perseverance.

We work diligently to create schools that are academically rigorous, build character, and are infused with joy. We aspire to create the best elementary school in Cincinnati, where excellence is the only acceptable standard.

ReGeneration is characterized by a culture that is orderly, supportive, and focused on academic work. The ethos of the community is one of mutual care and respect. Students have the right to a quality education that supports their development into productive and responsible

At ReGeneration, college-prep academics begin in Kindergarten.

### **A Typical Day Includes:**

- Extended Learning Time, 7:30 AM – 3:30 PM
- Morning Meeting
- 3 hours of Literacy
- 1 1/2 hours of Math
- 45 minutes of Writing
- 45 minutes of Social Studies or Science
- 45 minutes of Music or Physical Education
- Character development and structured choice time
- Homework EVERY night

## **Annual Report Distribution**

ReGeneration Bond Hill will distribute its 2019-2020 Annual Report to families via email, letters home and by making the report available to view on our school website.